

DENTSPLY

# ChemFil<sup>®</sup> Molar

Fast Setting Glass Ionomer Restorative

C A P S



For Dental Use Only



Caution, Consult  
Accompanying Documents



[www.dentsply.de](http://www.dentsply.de)

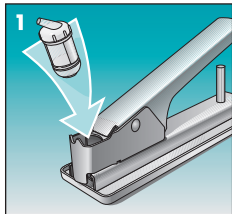
Consult Operating  
Instructions

CE  
0123

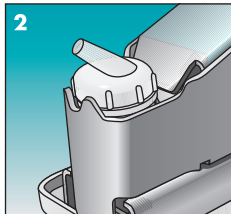
Manufacturer  
DENTSPLY  
DeTrey GmbH  
78467 Konstanz  
GERMANY

## ACTIVATION

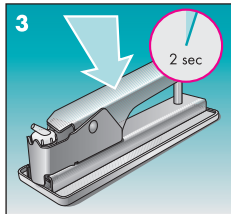
Insert the capsule in the  
activator with the cap  
upwards.



Make sure that the  
application cannula points  
away from the lever.

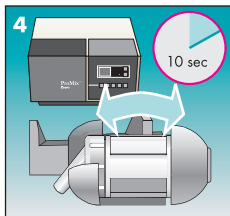


Press down the lever of the  
activator and hold down for  
2 seconds.

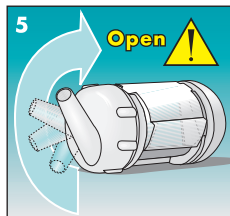


## MIXING

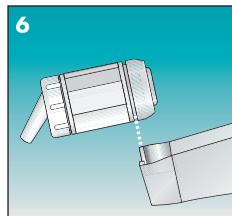
Mix the activated capsule for approximately 10 sec. Remove promptly.



Turn the twist cap by a half turn to the right (= 180°) until you notice a stop.

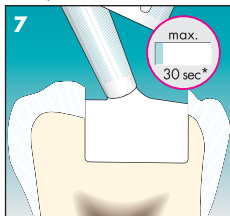


Insert the open capsule into the applicator. The capsule can be turned.

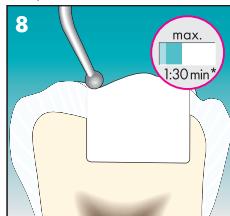


## APPLICATION

Apply the material into the cavity within 30 seconds.



Bring the material into shape.



Adjust occlusal surface, finish and polish.



\* After end of mixing